

A strong majority want Canada to join the UN Treaty on the Prohibition of Nuclear Weapons, despite pressure it may face from the United States.

National Survey | Summary

Conducted by Nanos for The Simons Foundation Canada, The Hiroshima Nagasaki Day Coalition and Le Collectif Échec à la guerre

April 2021

Submission 2021-1830



# Key Findings

1

## SUPPORT FOR CANADA RATIFYING THE UN TREATY

A strong majority of Canadians support (55%) or somewhat support (19%) Canada signing and ratifying the new United Nations Treaty on the Prohibition of Nuclear Weapons. Residents of Atlantic Canada (62%) and British Columbia (61%) are more likely to support this than residents of the Prairies (43%).

2

## CANADA JOINING THE UN TREATY DESPITE PRESSURE

About three in four Canadians agree (51%) or somewhat agree (23%) that Canada should join the UN Treaty on the Prohibition of Nuclear Weapons, despite pressure it may face from the United States not to do so. Residents of the Prairies are less likely to agree with this (39%) than the rest of Canada.

3

## ELIMINATING NUCLEAR WEAPONS

A strong majority of Canadians think the world should work to eliminate nuclear weapons (80%), while just under one in ten think it is acceptable for countries to have nuclear weapons for protection (nine per cent). Residents of Quebec and Atlantic Canada (86% each) are more likely to say nuclear weapons should be eliminated than residents of the Prairies (74%).

4

## PREPAREDNESS OF CANADA FOR NUCLEAR WEAPON DETONATION

More than eight in ten respondents say Canada is not prepared (60%) or somewhat not prepared (25%) to deal with the emergency if nuclear weapons were detonated somewhere in the world. Residents of the Prairies are more likely to say Canada is not prepared (65%) than residents of Quebec (52%).

# Key Findings

5

## RESPONDING TO DEVASTATION CAUSED BY NUCLEAR WEAPONS

Over eight in ten Canadians agree (58%) or somewhat agree (28%) that no government, health system or aid organization could respond to the devastation caused by nuclear weapons and they need to be eliminated. Residents of Quebec are more likely to agree with this (62%) than residents of the Prairies (49%).

6

## HOUSE OF COMMONS COMMITTEE HEARINGS

More than three in four Canadians agree (46%) or somewhat agree (30%) that the House of Commons should have committee hearings and debate Canada's position on nuclear disarmament.

7

## WITHDRAWING INVESTMENTS THAT SUPPORT NUCLEAR WEAPONS

Just over seven in ten Canadians agree (49%) or somewhat agree (22%) that they would withdraw money from any investment or financial institution if they learned it was investing funds in anything related to the development, manufacturing or deployment of nuclear weapons.

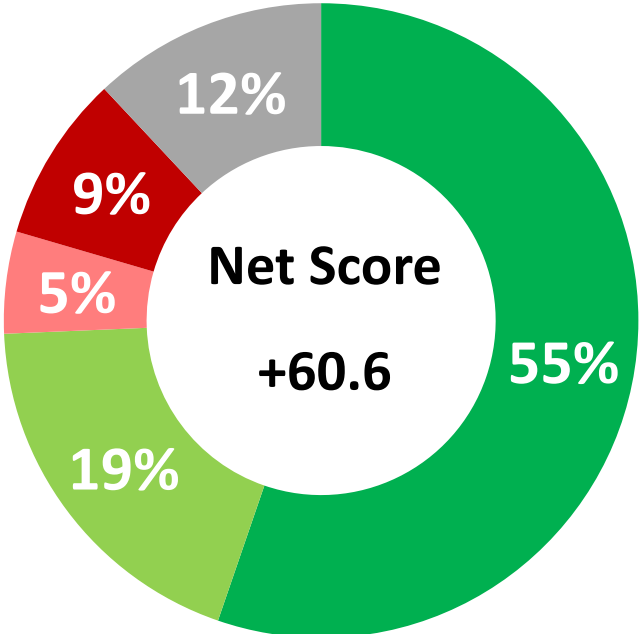
8

## IMPACT OF POLITICAL SUPPORT FOR UN TREATY ON FUTURE VOTE

Canadians are five times more likely to say a political party supporting Canada signing and ratifying the UN Treaty would make them more likely (21%) or somewhat more likely (29%) to vote for that political party rather than less likely (seven per cent) or somewhat less likely (three per cent) to do so. Thirty per cent say this would not impact their vote.

# Support for Canada signing and ratifying the Treaty on the Prohibition of Nuclear Weapons

Q Do you support, somewhat support, somewhat oppose or oppose Canada both signing and ratifying the new United Nations Treaty on the Prohibition of Nuclear Weapons?



- Support
- Somewhat support
- Somewhat oppose
- Oppose
- Unsure

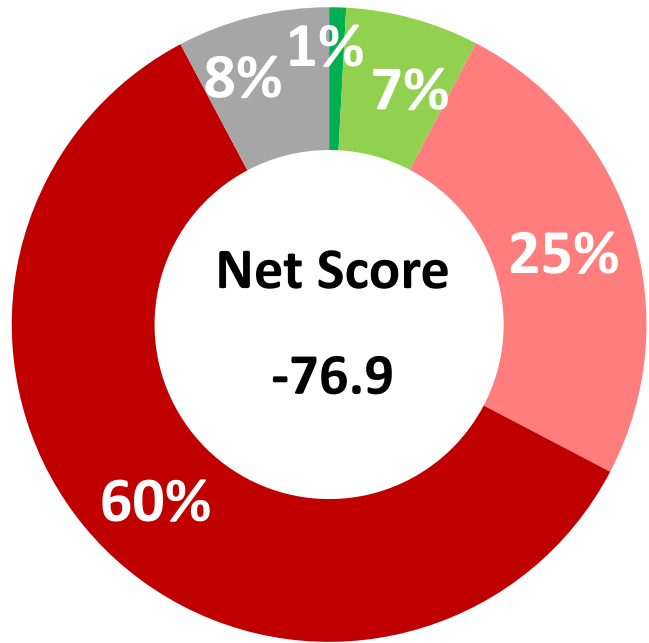
Support/Somewhat support

	Atlantic (n=100)	Quebec (n=205)	Ontario (n=344)	Prairies (n=198)	BC (n=160)
	<b>78.2%</b>	<b>82.4%</b>	<b>72.5%</b>	<b>64.8%</b>	<b>76.6%</b>
Men (n=546)					
Women (n=461)					
18 to 34 (n=218)					
35 to 54 (n=374)					
55 plus (n=415)					
	<b>73.2%</b>	<b>75.4%</b>	<b>77.2%</b>	<b>70.8%</b>	<b>75.4%</b>

\*Weighted to the true population proportion.  
 \*Charts may not add up to 100 due to rounding.  
 \*The net score is the difference between all positive and negative numbers in a question.

# Preparedness of Canada to deal with a nuclear weapon detonation

**Q** Do you think that Canada is prepared, somewhat prepared, somewhat not prepared or not prepared to deal with the emergency if nuclear weapons were detonated somewhere in the world?



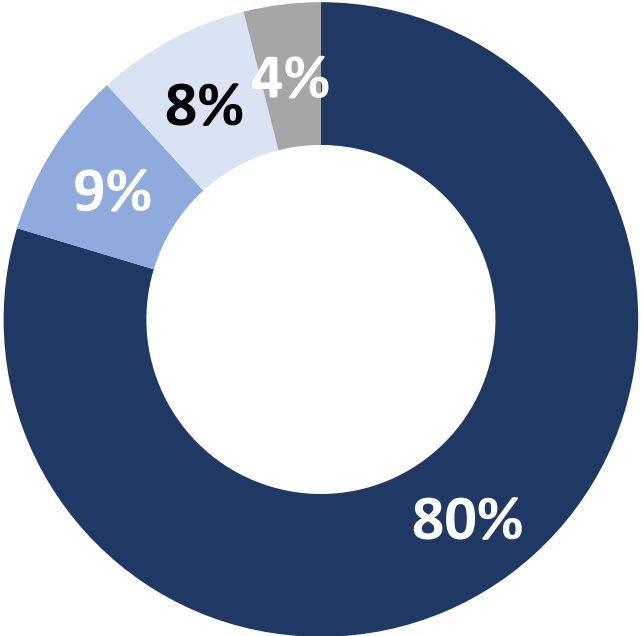
- Prepared
- Somewhat prepared
- Somewhat not prepared
- not prepared
- Unsure

Not prepared/Somewhat not prepared

	Atlantic (n=100)	Quebec (n=205)	Ontario (n=344)	Prairies (n=198)	BC (n=160)
	<b>73.6%</b>	<b>87.3%</b>	<b>82.0%</b>	<b>86.4%</b>	<b>90.3%</b>
Men (n=546)		Women (n=461)	18 to 34 (n=218)	35 to 54 (n=374)	55 plus (n=415)
	<b>84.6%</b>	<b>84.6%</b>	<b>85.6%</b>	<b>86.5%</b>	<b>82.2%</b>

\*Weighted to the true population proportion.  
 \*Charts may not add up to 100 due to rounding.  
 \*The net score is the difference between all positive and negative numbers in a question.

# Views on eliminating nuclear weapons



- The world should work to eliminate nuclear weapons
- It is acceptable for countries to have nuclear weapons for protection
- Neither reflects my view
- Unsure

\*Weighted to the true population proportion.  
 \*Charts may not add up to 100 due to rounding.

Source: Nanos Research, RDD dual-frame hybrid random telephone and online survey, March 27<sup>th</sup> to 30<sup>th</sup>, 2021, n=1,007, accurate ±3.1 percentage points plus or minus, 19 times out of 20.

**Q** Some people think [ROTATE] the world should work to eliminate nuclear weapons because of the risk they present, others think it is acceptable for countries to have nuclear weapons to protect themselves from attack. Which of these two views, if either, best reflects your personal opinion?

The world should eliminate nuclear weapons

	Atlantic (n=100)	Quebec (n=205)	Ontario (n=344)	Prairies (n=198)	BC (n=160)
	<b>85.8%</b>	<b>85.9%</b>	<b>76.5%</b>	<b>73.5%</b>	<b>83.1%</b>
Men (n=546)					
Women (n=461)					
18 to 34 (n=218)					
35 to 54 (n=374)					
55 plus (n=415)					
	<b>75.4%</b>	<b>83.7%</b>	<b>78.1%</b>	<b>78.7%</b>	<b>81.6%</b>

# Agreement with statements related to nuclear weapons

Q Do you agree, somewhat agree, somewhat disagree or disagree with the following: [RANDOMIZE]

No government, health system or aid organization could respond to the devastation caused by nuclear weapons and humanity's only hope is through the elimination of nuclear weapons



Canada should join the UN Treaty on the Prohibition of Nuclear Weapons, even if, as a member of NATO, it might come under pressure from the United States not to do so



I would withdraw money from any investment or financial institution if I learned it was investing funds in anything related to the development, manufacturing or deployment of nuclear weapons



The House of Commons should have committee hearings and debate Canada's position on nuclear disarmament



0% 20% 40% 60% 80% 100%

Agree Somewhat agree Somewhat disagree Disagree Unsure

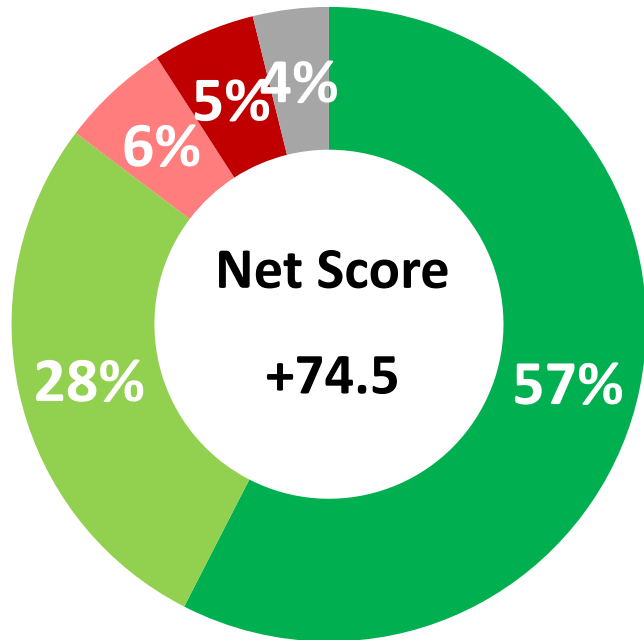
\*Weighted to the true population proportion.  
\*Charts may not add up to 100 due to rounding.  
\*The net score is the difference between all positive and negative numbers in a question.

Source: Nanos Research, RDD dual-frame hybrid random telephone and online survey, March 27<sup>th</sup> to 30<sup>th</sup>, 2021, n=1,007, accurate ±3.1 percentage points plus or minus, 19 times out of 20.

Conducted by Nanos for The Simons Foundation Canada, The Hiroshima Nagasaki Day Coalition and Le Collectif Échec à la guerre



# Views on the possibility of responding to the devastation caused by nuclear weapons



- Agree
- Somewhat agree
- Somewhat disagree
- Disagree
- Unsure

\*Weighted to the true population proportion.  
 \*Charts may not add up to 100 due to rounding.  
 \*The net score is the difference between all positive and negative numbers in a question.

Q

Do you agree, somewhat agree, somewhat disagree or disagree with the following: [RANDOMIZE]

**No government, health system or aid organization could respond to the devastation caused by nuclear weapons and humanity's only hope is through the elimination of nuclear weapons**

Agree/Somewhat agree	Atlantic (n=100)	Quebec (n=205)	Ontario (n=344)	Prairies (n=198)	BC (n=160)
	<b>91.1%</b>	<b>89.1%</b>	<b>87.2%</b>	<b>78.5%</b>	<b>79.6%</b>
	Men (n=546)	Women (n=461)	18 to 34 (n=218)	35 to 54 (n=374)	55 plus (n=415)
<b>81.4%</b>	<b>89.0%</b>	<b>82.6%</b>	<b>83.9%</b>	<b>88.4%</b>	

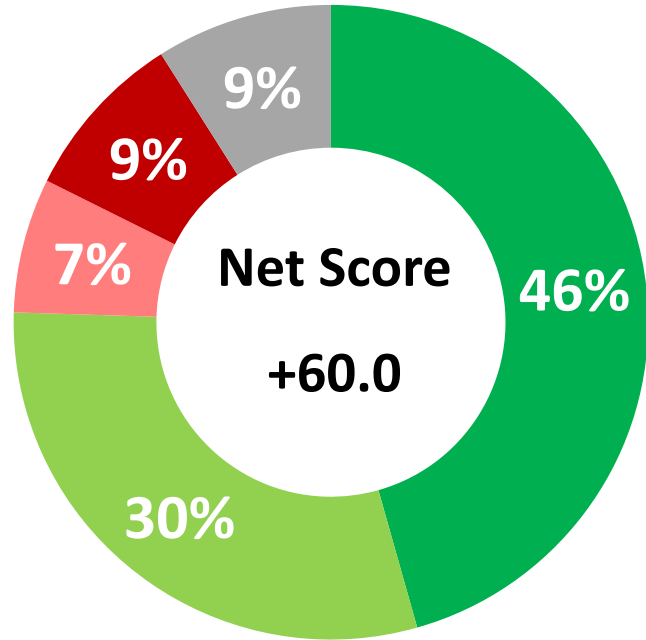


# Views on the House of Commons having committee hearings and debating Canada's position on nuclear disarmament

Q

Do you agree, somewhat agree, somewhat disagree or disagree with the following: [RANDOMIZE]

The House of Commons should have committee hearings and debate Canada's position on nuclear disarmament



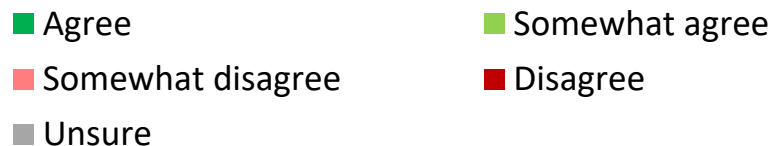
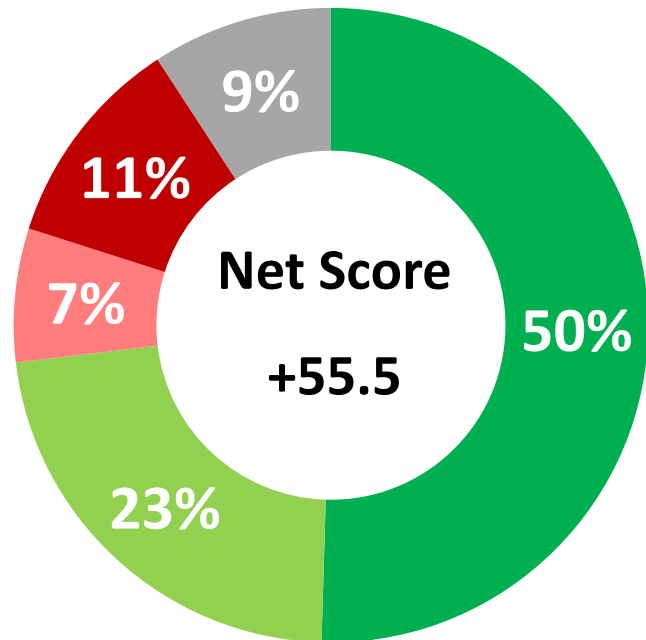
- Agree
- Somewhat agree
- Somewhat disagree
- Disagree
- Unsure

Agree/Somewhat agree

	Atlantic (n=100)	Quebec (n=205)	Ontario (n=344)	Prairies (n=198)	BC (n=160)
<b>79.8%</b>	<b>84.0%</b>	<b>74.3%</b>	<b>68.7%</b>	<b>71.2%</b>	
Men (n=546)	Women (n=461)	18 to 34 (n=218)	35 to 54 (n=374)	55 plus (n=415)	
<b>72.1%</b>	<b>78.7%</b>	<b>75.6%</b>	<b>74.1%</b>	<b>76.7%</b>	

\*Weighted to the true population proportion.  
 \*Charts may not add up to 100 due to rounding.  
 \*The net score is the difference between all positive and negative numbers in a question.

## Views on Canada joining the UN Treaty despite possible pressure from the US



\*Weighted to the true population proportion.

\*Charts may not add up to 100 due to rounding.

\*The net score is the difference between all positive and negative numbers in a question.

Source: Nanos Research, RDD dual-frame hybrid random telephone and online survey, March 27<sup>th</sup> to 30<sup>th</sup>, 2021, n=1,007, accurate  $\pm 3.1$  percentage points plus or minus, 19 times out of 20.

Q

Do you agree, somewhat agree, somewhat disagree or disagree with the following: [RANDOMIZE]

Canada should join the UN Treaty on the Prohibition of Nuclear Weapons, even if, as a member of NATO, it might come under pressure from the United States not to do so

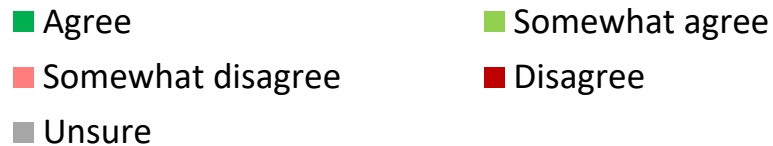
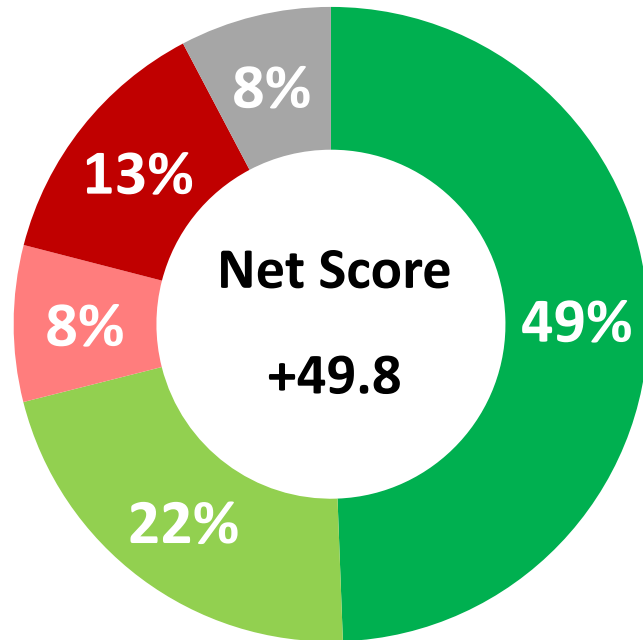
Agree/Somewhat agree

	Atlantic (n=100)	Quebec (n=205)	Ontario (n=344)	Prairies (n=198)	BC (n=160)
	<b>79.4%</b>	<b>81.3%</b>	<b>71.3%</b>	<b>62.1%</b>	<b>76.0%</b>
Men (n=546)		Women (n=461)	18 to 34 (n=218)	35 to 54 (n=374)	55 plus (n=415)
	<b>68.8%</b>	<b>77.2%</b>	<b>73.6%</b>	<b>71.5%</b>	<b>74.2%</b>

Conducted by Nanos for The Simons Foundation Canada, The Hiroshima Nagasaki Day Coalition and Le Collectif Échec à la guerre



## Views on withdrawing money from investments or institutions involved with nuclear weapons



\*Weighted to the true population proportion.

\*Charts may not add up to 100 due to rounding.

\*The net score is the difference between all positive and negative numbers in a question.

Source: Nanos Research, RDD dual-frame hybrid random telephone and online survey, March 27<sup>th</sup> to 30<sup>th</sup>, 2021, n=1,007, accurate  $\pm 3.1$  percentage points plus or minus, 19 times out of 20.

Q

Do you agree, somewhat agree, somewhat disagree or disagree with the following: [RANDOMIZE]

I would withdraw money from any investment or financial institution if I learned it was investing funds in anything related to the development, manufacturing or deployment of nuclear weapons

Agree/Somewhat agree

	Atlantic (n=100)	Quebec (n=205)	Ontario (n=344)	Prairies (n=198)	BC (n=160)
	<b>77.8%</b>	<b>81.0%</b>	<b>70.0%</b>	<b>59.6%</b>	<b>69.1%</b>
Men (n=546)		Women (n=461)	18 to 34 (n=218)	35 to 54 (n=374)	55 plus (n=415)
	<b>64.2%</b>	<b>77.7%</b>	<b>64.6%</b>	<b>68.2%</b>	<b>78.2%</b>

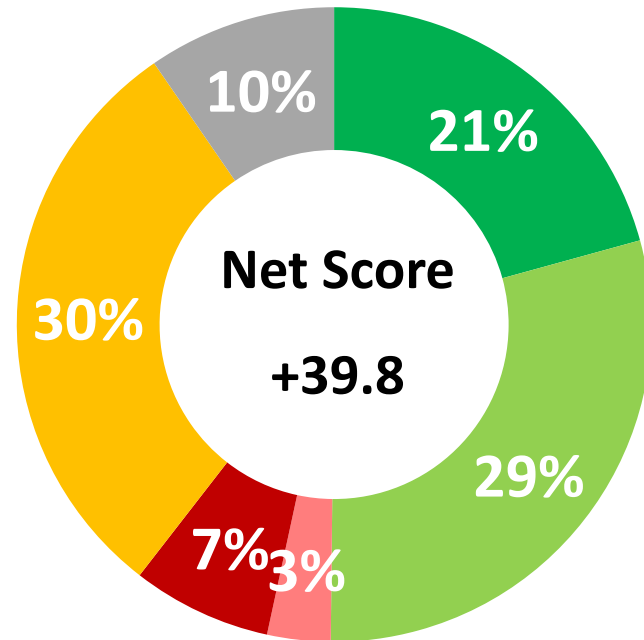
Conducted by Nanos for The Simons Foundation  
Canada, The Hiroshima Nagasaki Day Coalition  
and Le Collectif Échec à la guerre



## Impact of a political party supporting Canada signing and ratifying the UN Treaty

Q

If a political party supported Canada signing and ratifying the Treaty for the Prohibition of Nuclear Weapons would you be more likely, somewhat more likely, somewhat less likely, or less likely to support that political party or would it have no impact on your vote?



More likely/Somewhat more likely

	Atlantic (n=100)	Quebec (n=205)	Ontario (n=344)	Prairies (n=198)	BC (n=160)
	<b>49.1%</b>	<b>60.8%</b>	<b>45.6%</b>	<b>43.1%</b>	<b>55.0%</b>
Men (n=546)		Women (n=461)	18 to 34 (n=218)	35 to 54 (n=374)	55 plus (n=415)
	<b>47.5%</b>	<b>52.8%</b>	<b>47.2%</b>	<b>49.4%</b>	<b>52.9%</b>

\*Weighted to the true population proportion.

\*Charts may not add up to 100 due to rounding.

\*The net score is the difference between all positive and negative numbers in a question.

Source: Nanos Research, RDD dual-frame hybrid random telephone and online survey, March 27<sup>th</sup> to 30<sup>th</sup>, 2021, n=1,007, accurate ±3.1 percentage points plus or minus, 19 times out of 20.

Conducted by Nanos for The Simons Foundation  
Canada, The Hiroshima Nagasaki Day Coalition  
and Le Collectif Échec à la guerre



Nanos conducted an RDD dual frame (land- and cell-lines) hybrid random telephone and online survey of 1,007 Canadians, 18 years of age or older, between March 27<sup>th</sup> to 30<sup>th</sup>, 2021 as part of an omnibus survey. Participants were randomly recruited by telephone using live agents and administered a survey online. The sample is geographically stratified to be representative of Canada.

Individuals were randomly called using random digit dialling with a maximum of five call backs.

The margin of error for a random survey of 1,007 Canadians is  $\pm 3.1$  percentage points, 19 times out of 20.

The research was commissioned by The Simons Foundation Canada, The Hiroshima Nagasaki Day Coalition and Le Collectif Échec à la guerre and was conducted by Nanos Research.

Note: Charts may not add up to 100 due to rounding.



Element	Description	Element	Description
Research sponsor	The Simons Foundation Canada, The Hiroshima Nagasaki Day Coalition and Le Collectif Échec à la guerre	Weighting of Data	The results were weighted by age and gender using the latest Census information (2016) and the sample is geographically stratified to ensure a distribution across all regions of Canada. See tables for full weighting disclosure
Population and Final Sample Size	1,007 Randomly selected individuals.	Screening	Screening ensured potential respondents did not work in the market research industry, in the advertising industry, in the media or a political party prior to administering the survey to ensure the integrity of the data.
Source of Sample	Nanos Hybrid Probability Panel	Excluded Demographics	Individuals younger than 18 years old; individuals without land or cell lines, and individuals without internet access could not participate.
Type of Sample	Probability	Stratification	By age and gender using the latest Census information (2016) and the sample is geographically stratified to be representative of Canada. Smaller areas such as Atlantic Canada were marginally oversampled to allow for a minimum regional sample.
Margin of Error	±3.1 percentage points, 19 times out of 20.	Estimated Response Rate	Thirteen percent, consistent with industry norms.
Mode of Survey	RDD dual frame (land- and cell-lines) hybrid telephone and online omnibus survey	Question Order	Question order in the preceding report reflects the order in which they appeared in the original questionnaire.
Sampling Method Base	The sample included both land- and cell-lines RDD (Random Digit Dialed) across Canada.	Question Content	Topics on the omnibus ahead of the survey content included: views on political issues, views on economic issues, government deficits, China, carbon pricing, the Canadian Armed Forces, sex trafficking, the federal government, and COVID-19 vaccines.
Demographics (Captured)	Atlantic Canada, Quebec, Ontario, Prairies, British Columbia; Men and Women; 18 years and older. Six digit postal code was used to validate geography.	Question Wording	The questions in the preceding report are written exactly as they were asked to individuals.
Fieldwork/Validation	Individuals were recruited using live interviews with live supervision to validate work, the research questions were administered online	Research/Data Collection Supplier	Nanos Research
Number of Calls	Maximum of five call backs to those recruited.	Contact	Contact Nanos Research for more information or with any concerns or questions. <a href="http://www.nanos.co">http://www.nanos.co</a> Telephone:(613) 234-4666 ext. 237 Email: info@nanosresearch.com.
Time of Calls	Individuals recruited were called between 12-5:30 pm and 6:30-9:30pm local time for the respondent.		
Field Dates	March 27 <sup>th</sup> to 30 <sup>th</sup> , 2021		
Language of Survey	The survey was conducted in both English and French.		
Standards	Nanos Research is a member of the Canadian Research Insights Council (CRIC) and confirms that this research fully complies with all CRIC Standards including the CRIC Public Opinion Research Standards and Disclosure Requirements. <a href="https://canadianresearchinsightscouncil.ca/standards/">https://canadianresearchinsightscouncil.ca/standards/</a>		



nanos dimap analytika



NANOS RUTHERFORD MCKAY & Co.

As one of North America's premier market and public opinion research firms, we put strategic intelligence into the hands of decision makers. The majority of our work is for private sector and public facing organizations and ranges from market studies, managing reputation through to leveraging data intelligence. Nanos Research offers a vertically integrated full service quantitative and qualitative research practice to attain the highest standards and the greatest control over the research process. [www.nanos.co](http://www.nanos.co)

This international joint venture between [dimap](http://www.dimap.com) and [Nanos](http://www.nanos.co) brings together top research and data experts from North American and Europe to deliver exceptional data intelligence to clients. The team offers data intelligence services ranging from demographic and sentiment microtargeting; consumer sentiment identification and decision conversion; and, data analytics and profiling for consumer persuasion. [www.nanosdimap.com](http://www.nanosdimap.com)

NRM is an affiliate of Nanos Research and Rutherford McKay Associates. Our service offerings are based on decades of professional experience and extensive research and include public acceptance and engagement, communications audits, and narrative development. [www.nrmpublicaffairs.com](http://www.nrmpublicaffairs.com)





# TABULATIONS





**2021-1830 – Nuclear Arms – March Omni – STAT SHEET**

In January 2021, the United Nations Treaty on the Prohibition of Nuclear Weapons became international law and made it illegal to develop, possess, use or threaten to use nuclear weapons for those that ratify the Treaty. None of the nuclear-weapons countries (the United States, Russia, United Kingdom, France, China, India, Israel, Pakistan, and North Korea), nor any NATO members, including Canada, have signed or ratified this new Treaty. There are at present 13,400 nuclear weapons in existence held by Russia, the United States, China, France, the United Kingdom, Pakistan, India, Israel and North Korea.

			Region					Gender		Age			
			Canada 2021-03	Atlantic	Quebec	Ontario	Prairies	British Columbia	Male	Female	18 to 34	35 to 54	55 plus
Question - Do you support, somewhat support, somewhat oppose or oppose Canada both signing and ratifying the new United Nations Treaty on the Prohibition of Nuclear Weapons?	Total	Unwgt N	1007	100	205	344	198	160	546	461	218	374	415
		Wgt N	1000	67	233	384	183	133	490	510	273	341	386
	Support	%	55.3	62.2	56.7	57.1	43.0	61.0	53.5	57.0	56.2	53.5	56.2
	Somewhat support	%	19.1	16.0	25.7	15.4	21.9	15.6	19.7	18.5	21.0	17.3	19.2
	Somewhat oppose	%	5.2	3.1	3.6	5.6	8.1	3.9	6.5	4.0	2.7	6.1	6.1
	Oppose	%	8.5	6.6	5.9	7.3	14.9	8.7	12.6	4.6	6.0	10.7	8.3
	Unsure	%	12.0	12.0	8.1	14.6	12.2	10.9	7.8	16.0	14.0	12.3	10.2



**2021-1830 – Nuclear Arms – March Omni – STAT SHEET**

			Region					Gender		Age			
			Canada 2021-03	Atlantic	Quebec	Ontario	Prairies	British Columbia	Male	Female	18 to 34	35 to 54	55 plus
Question - Do you think that Canada is prepared, somewhat prepared, somewhat not prepared or not prepared to deal with the emergency if nuclear weapons were detonated somewhere in the world?	Total	Unwgt N	1007	100	205	344	198	160	546	461	218	374	415
		Wgt N	1000	67	233	384	183	133	490	510	273	341	386
	Prepared	%	0.9	0.8	0.4	1.1	1.3	0.4	1.0	0.7	1.8	0.2	0.8
	Somewhat prepared	%	6.8	9.4	6.7	7.9	4.5	5.6	7.4	6.3	6.3	8.2	5.9
	Somewhat not prepared	%	25.0	14.3	35.2	20.2	21.7	31.2	22.6	27.4	28.4	20.8	26.4
	Not prepared	%	59.6	59.3	52.1	61.8	64.7	59.1	62.0	57.2	57.1	65.7	55.8
	Unsure	%	7.8	16.2	5.6	9.0	7.9	3.7	7.1	8.4	6.3	5.1	11.1

			Region					Gender		Age			
			Canada 2021-03	Atlantic	Quebec	Ontario	Prairies	British Columbia	Male	Female	18 to 34	35 to 54	55 plus
Question - Some people think [ROTATE] the world should work to eliminate nuclear weapons because of the risk they present, others think it is acceptable for countries to have nuclear weapons to protect themselves from attack. Which of these two views, if either, best reflects your personal opinion?	Total	Unwgt N	1007	100	205	344	198	160	546	461	218	374	415
		Wgt N	1000	67	233	384	183	133	490	510	273	341	386
	The world should work to eliminate nuclear weapons	%	79.6	85.8	85.9	76.5	73.5	83.1	75.4	83.7	78.1	78.7	81.6
	It is acceptable for countries to have nuclear weapons for protection	%	8.6	4.8	6.4	9.1	11.2	9.2	13.4	3.9	7.4	9.6	8.5
	Neither reflects my view	%	7.9	6.4	6.0	9.0	9.8	5.9	8.7	7.1	9.9	7.6	6.6
	Unsure	%	3.9	2.9	1.7	5.5	5.4	1.7	2.5	5.3	4.7	4.1	3.2

Nanos conducted an RDD dual frame (land- and cell- lines) hybrid random telephone and online survey of 1,007 Canadians, 18 years of age or older, between March 27<sup>th</sup> and March 30<sup>th</sup>, 2021. The margin of error this survey is ±3.1 percentage points, 19 times out of 20.



**2021-1830 – Nuclear Arms – March Omni – STAT SHEET**

Do you agree, somewhat agree, somewhat disagree or disagree with the following: [RANDOMIZE]

			Region					Gender		Age			
			Canada 2021-03	Atlantic	Quebec	Ontario	Prairies	British Columbia	Male	Female	18 to 34	35 to 54	55 plus
Question -No government, health system or aid organization could respond to the devastation caused by nuclear weapons and humanity's only hope is through the elimination of nuclear weapons	Total	Unwgt N	1007	100	205	344	198	160	546	461	218	374	415
		Wgt N	1000	67	233	384	183	133	490	510	273	341	386
	Agree	%	57.5	60.9	61.5	58.2	48.6	59.3	56.1	58.9	48.9	57.8	63.5
	Somewhat agree	%	27.8	30.1	27.6	29.0	29.9	20.3	25.3	30.1	33.7	26.1	25.0
	Somewhat disagree	%	5.6	3.5	3.5	5.6	7.1	8.1	7.1	4.2	5.8	5.3	5.7
	Disagree	%	5.3	2.3	2.5	4.6	9.5	7.7	7.7	3.0	6.0	7.0	3.2
	Unsure	%	3.9	3.1	4.9	2.6	4.9	4.6	3.9	3.8	5.6	3.7	2.7

Do you agree, somewhat agree, somewhat disagree or disagree with the following: [RANDOMIZE]

			Region					Gender		Age			
			Canada 2021-03	Atlantic	Quebec	Ontario	Prairies	British Columbia	Male	Female	18 to 34	35 to 54	55 plus
Question -The House of Commons should have committee hearings and debate Canada's position on nuclear disarmament	Total	Unwgt N	1007	100	205	344	198	160	546	461	218	374	415
		Wgt N	1000	67	233	384	183	133	490	510	273	341	386
	Agree	%	45.6	52.9	48.9	46.5	35.7	47.4	44.5	46.7	44.6	43.0	48.6
	Somewhat agree	%	29.9	26.9	35.1	27.8	33.0	23.8	27.6	32.1	31.0	31.1	28.0
	Somewhat disagree	%	6.9	0.8	5.0	7.0	10.6	7.6	8.6	5.2	6.2	7.5	6.7
	Disagree	%	8.7	10.9	3.1	10.3	10.4	10.1	11.6	5.8	7.5	9.6	8.7
	Unsure	%	9.0	8.4	7.9	8.4	10.3	11.0	7.7	10.2	10.7	8.8	7.9



**2021-1830 – Nuclear Arms – March Omni – STAT SHEET**

Do you agree, somewhat agree, somewhat disagree or disagree with the following: [RANDOMIZE]

			Region					Gender		Age			
			Canada 2021-03	Atlantic	Quebec	Ontario	Prairies	British Columbia	Male	Female	18 to 34	35 to 54	55 plus
Question -Canada should join the UN Treaty on the Prohibition of Nuclear Weapons, even if, as a member of NATO, it might come under pressure from the United States not to do so	Total	Unwgt N	1007	100	205	344	198	160	546	461	218	374	415
		Wgt N	1000	67	233	384	183	133	490	510	273	341	386
	Agree	%	50.5	55.1	55.0	50.1	39.2	56.9	46.7	54.1	51.9	45.4	54.0
	Somewhat agree	%	22.7	24.3	26.3	21.2	23.0	19.1	22.1	23.2	21.7	26.1	20.2
	Somewhat disagree	%	6.8	4.5	4.7	5.8	12.8	6.4	8.6	5.1	6.6	7.2	6.6
	Disagree	%	10.9	4.3	6.6	11.3	17.7	11.1	16.3	5.6	8.7	13.1	10.4
	Unsure	%	9.2	11.7	7.4	11.6	7.4	6.5	6.3	12.0	11.1	8.2	8.8

Do you agree, somewhat agree, somewhat disagree or disagree with the following: [RANDOMIZE Q4 to Q7]

			Region					Gender		Age			
			Canada 2021-03	Atlantic	Quebec	Ontario	Prairies	British Columbia	Male	Female	18 to 34	35 to 54	55 plus
Question - I would withdraw money from any investment or financial institution if I learned it was investing funds in anything related to the development, manufacturing or deployment of nuclear weapons	Total	Unwgt N	1007	100	205	344	198	160	546	461	218	374	415
		Wgt N	1000	67	233	384	183	133	490	510	273	341	386
	Agree	%	49.4	54.7	56.6	47.2	39.7	54.0	44.2	54.4	43.6	46.9	55.7
	Somewhat agree	%	21.7	23.1	24.5	22.8	19.9	15.1	20.0	23.3	21.0	21.3	22.5
	Somewhat disagree	%	8.0	2.8	5.8	9.0	11.1	7.1	8.1	7.8	9.3	9.6	5.6
	Disagree	%	13.3	9.4	7.9	13.4	19.6	15.6	20.6	6.2	17.1	13.6	10.3
	Unsure	%	7.7	10.0	5.3	7.6	9.8	8.3	7.1	8.3	9.0	8.7	6.0



**2021-1830 – Nuclear Arms – March Omni – STAT SHEET**

			Region					Gender		Age			
			Canada 2021-03	Atlantic	Quebec	Ontario	Prairies	British Columbia	Male	Female	18 to 34	35 to 54	55 plus
Question - If a political party supported Canada signing and ratifying the Treaty for the Prohibition of Nuclear Weapons would you be more likely, somewhat more likely, somewhat less likely, somewhat less likely, or less likely to support that political party or would it have no impact on your vote?	Total	Unwgt N	1007	100	205	344	198	160	546	461	218	374	415
		Wgt N	1000	67	233	384	183	133	490	510	273	341	386
	More likely	%	20.7	22.8	25.7	18.0	16.6	24.5	20.8	20.7	17.1	21.9	22.2
	Somewhat more likely	%	29.4	26.3	35.1	27.6	26.5	30.5	26.7	32.1	30.1	27.5	30.7
	Somewhat less likely	%	3.2	4.5	3.4	2.7	3.8	3.0	4.2	2.3	2.6	4.5	2.5
	Less likely	%	7.1	3.6	6.8	6.6	10.7	5.9	9.6	4.7	7.1	7.3	6.9
	No impact on my vote	%	29.9	33.3	21.0	33.3	35.2	26.6	32.2	27.7	30.0	28.5	31.1
	Unsure	%	9.6	9.4	8.0	11.7	7.2	9.5	6.6	12.5	13.1	10.2	6.6